

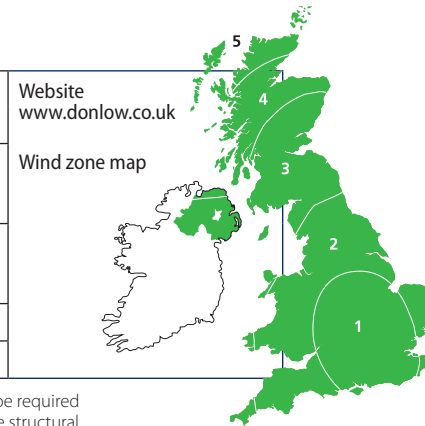
# RoofTX<sup>®</sup> 125

1.5m x 50m

## Vapour permeable / air barrier low resistance roofing underlay and breather membrane for walling

- Excellent resistance to water penetration
- Excellent water vapour transmission properties
- Fabric weight: 125g/m<sup>2</sup>

Identification	Product <b>RoofTX<sup>®</sup> 125</b>		Manufacturer <b>Don &amp; Low Ltd</b>	Website <a href="http://www.donlow.co.uk">www.donlow.co.uk</a>
Batten gauge	Declared wind uplift resistance, PD (Pa) (untaped overlaps)	Declared wind uplift resistance, PD (Pa) (taped overlaps)	Zone suitability	
≤345mm	1,182	>1,600	1 to 5 (Important: overlaps require taping in Zones 4 & 5)	
≤250mm	>2,470	NO taping required	1 to 5	
≤100mm	>2,470	NO taping required	1 to 5	



**NOTE 1:** In the table above, green indicates that the zone is suitable and light grey indicates that it is not suitable.

**NOTE 2:** Zone suitability applies only for underlays in applications where a well-sealed ceiling is present, ridge height is not greater than 15m, roof pitch is between 12.5° and 70°, site altitude is not greater than 100m, and no significant site topography is present. Other applications might require underlays with greater wind uplift and it is advisable to seek professional advice.

**NOTE 3:** Zones 3 and 4 apply to Northern Ireland.

**NOTE 4:** Taping of overlaps should be undertaken in accordance with the instructions on roll insert. Don & Low can also supply a suitable double sided overlap tape, if required.

### Additional Wind Uplift Performance Information in Other Roof Configurations

**Counter Battens:** There is no need to tape joints where counter battens are used. Where softwood boarding or timber sheeting is used below the underlay, counter battens are typically required to provide effective drainage below the battens. Where timber battens are positioned above the underlay, there is no need to tape overlaps to resist wind uplift. Independent testing has established that, where counter battens are used, the wind uplift performance of the underlay (with untaped laps) exceeds the requirements of all UK wind zones.

**Battens exceeding 25mm:** There is no need to tape joints where 38mm battens are used. BS 5534 (Table 3) recommends minimum batten sizes, typically 25mm deep, for different applications. However, deeper (38mm) battens

may be required by the structural designer. Independent testing has established that, where deeper, 38mm battens are used, the wind uplift performance of the underlay (with untaped laps) exceeds the requirements of all UK wind zones.


**Slates Nailed Directly onto Sarking:** There is no need to tape joints where natural slate is nailed directly into timber sarking. It is common practice in Scotland, and some rural areas of England, to nail natural slates directly to sarking or underlay boarding, without battens/counter battens. Independent testing has established that, where slates are nailed directly into timber sarking, the wind uplift performance of the underlay (with untaped laps) exceeds the requirements of all UK wind zones.




Installation Guidelines  
[www.donlow.co.uk/install](http://www.donlow.co.uk/install)



5 060098 740054



**Don & Low Ltd**  
Newfordpark House Glamis Road Forfar Angus DD8 1FR Scotland UK  
t +44 (0)1307 452200 f +44 (0)1307 452300 e [enquiries@donlow.co.uk](mailto:enquiries@donlow.co.uk)  
[www.donlow.co.uk](http://www.donlow.co.uk)



**Code: 903**  
**Issue 11**  
**May 2024**