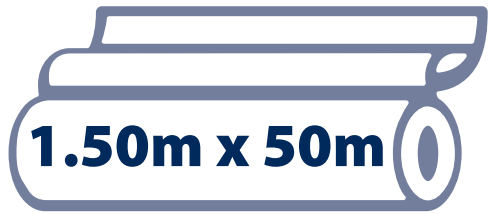


VapourTX[®]

THERMO CONSEAL

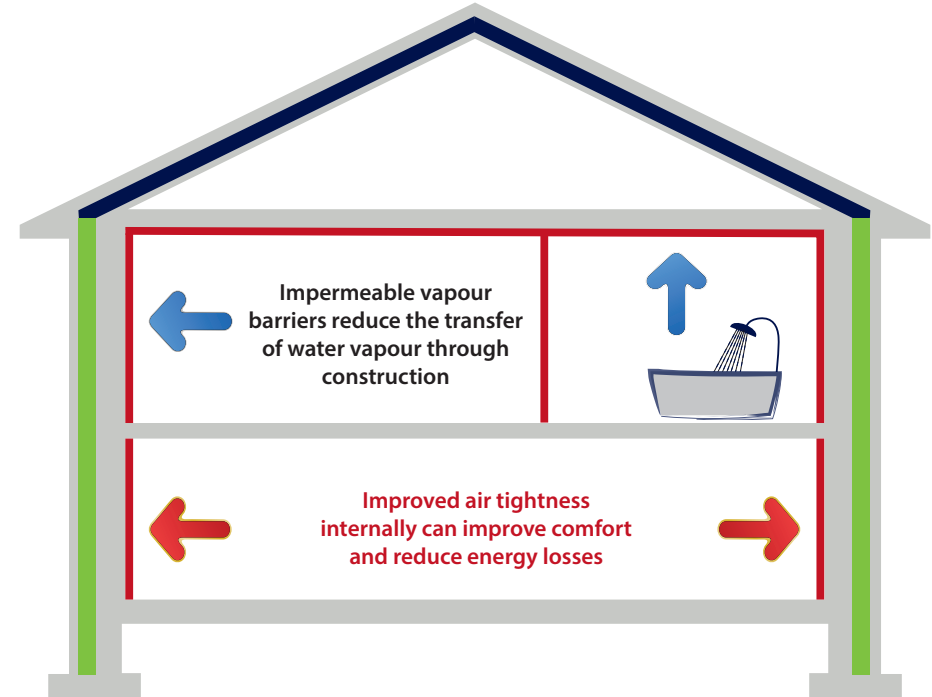


Reflective Air and Vapour Control Layer

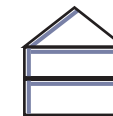
- To be installed on the internal (warm) side of the insulation, with the Reflective face away from the insulation
- Forms a barrier against air leakage and water vapour transfer
- The Reflective face is specifically designed to enhance the thermal performance of the structure to which it is applied
- It is used in a range of construction applications, including walls, ceilings, floors, pitched roofing and low-sloping metal roofing
- Fabric Weight 142g/m²

Installation

- VapourTX Thermo is to be installed on the internal (warm) side of the insulation, with the Reflective face away from the insulation. A minimum 19mm airspace should be maintained between the plasterboard and vapour control layer. This airspace should be utilised as a service void to reduce the number of penetrations to the VCL.
- Membrane should be fixed to studwork using staples, with min 19mm timber battens used to create service void. Laps to be min. 100mm and sealed with a proprietary silver tape.
- Penetrations and tears should be closed off using silver tape, with tears greater than 25mm to be covered by VCL patches with a min 100mm lap around the perimeter and well sealed with silver tape.



Installation Guidelines
www.donlow.co.uk/install



5 060098 741006 >

